


Some important questions in your life regarding the...

What the hell
is this?



Do I need it?



**CARBON
SPINUP**

How can I
do?



Carbon Spinup – Analytical solution

Scientific issue

Mathematical solution

ORCHIDEE

Code implementation

libIGCM configuration

Implementation done by D. Solyga, N. Vuichard and J. Ghattas



Scientific issue

Use of Terrestrial Biosphere Models?

Steady state

Carbon Spinup

Dynamics of carbon pools

Case with two carbon pools

In ORCHIDEE

CENTURY model



What is the use of Terrestrial Biosphere Models?

- Test our understanding of processes.
- Lead experiments, for example introduction of disturbances such as:
 - Climate Change
 - Increasing atmospheric CO₂ concentration
 - Land Use Change
 - ...
- ⇒ A stable initialisation state is required to study impacts.



- Without disturbances, the carbon cycle in terrestrial ecosystems and in TBMs reaches an equilibrium, with all variables at a steady state (mean stability over a forcing period).
- This steady state equilibrium is usually used as the initialization state of experiments with TBM (especially in MIP).
- This ideal state is useful when you don't know the real history (plantation date, fires, LUC, ...) so always with regional/global simulations.
- This equilibrium depends on climate, vegetation type, soil.



This equilibrium is usually reached by running the carbon model **several thousands of years** to bring all carbon pools at equilibrium.

This operation is named as the **spinup** of the model.

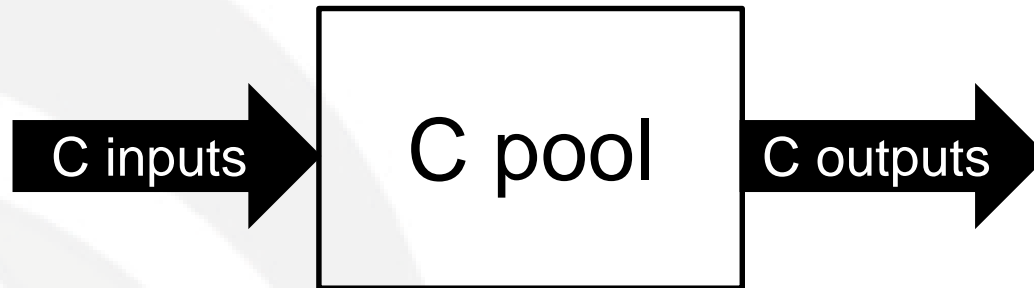
The computational cost is quite heavy as compared to the experiment itself (hundreds of years).

- ➔ We need to optimise the spinup.
- ➔ Analytical expression of the carbon stocks at the equilibrium state



Dynamics of carbon pools

Carbon processes in terrestrial ecosystems can be represented by **linear first-order differential equations**.



b influx

$$\frac{dC}{dt} = -aC + b$$

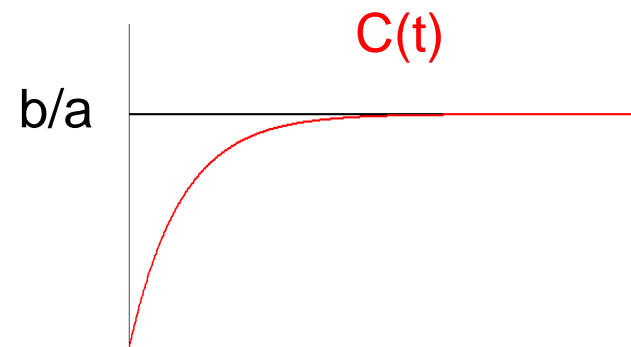
a decomposition rate ($a > 0$)

$$a = A\rho_T\rho_W$$

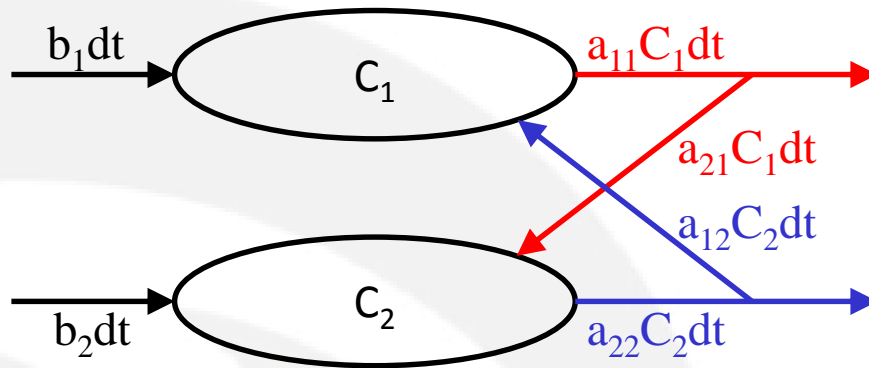
$\tau = 1/a$ residence time

Simple case: one pool, a and b constants, $C(0)=0$

$$\Rightarrow C(t) = \frac{b}{a} (1 - e^{-at})$$



Case with two carbon pools



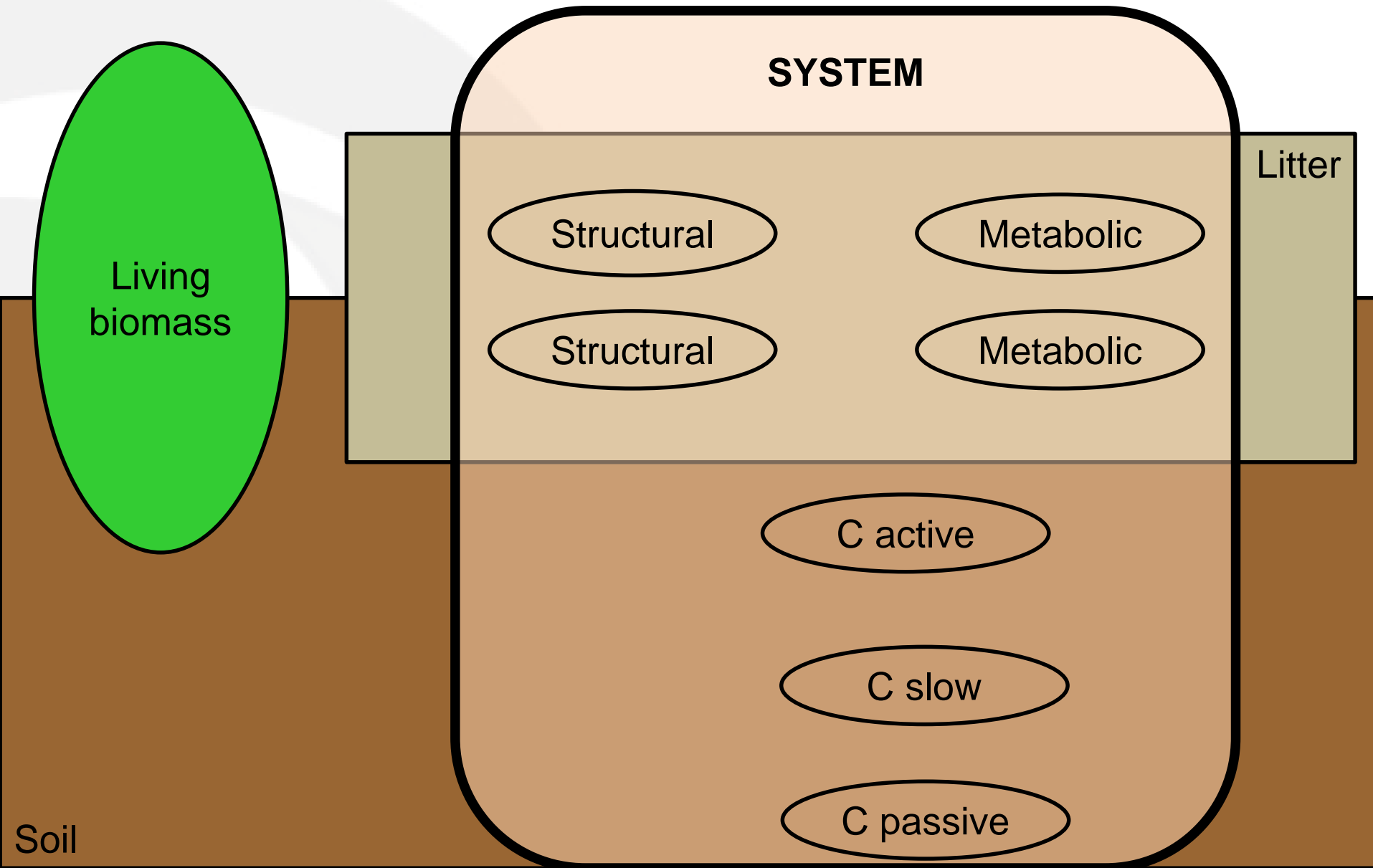
$$\frac{dC_1}{dt} = -a_{11}C_1 + a_{12}C_2 + b_1$$

$$\frac{dC_2}{dt} = a_{21}C_1 + a_{22}C_2 + b_2$$

$$\frac{d}{dt} \begin{bmatrix} C_1 \\ C_2 \end{bmatrix} = \begin{bmatrix} -a_{11} & a_{12} \\ a_{21} & -a_{22} \end{bmatrix} \begin{bmatrix} C_1 \\ C_2 \end{bmatrix} + \begin{bmatrix} b_1 \\ b_2 \end{bmatrix}$$

$$\frac{dC}{dt} = AC + B$$





1174

SOIL SCI. SOC. AM. .

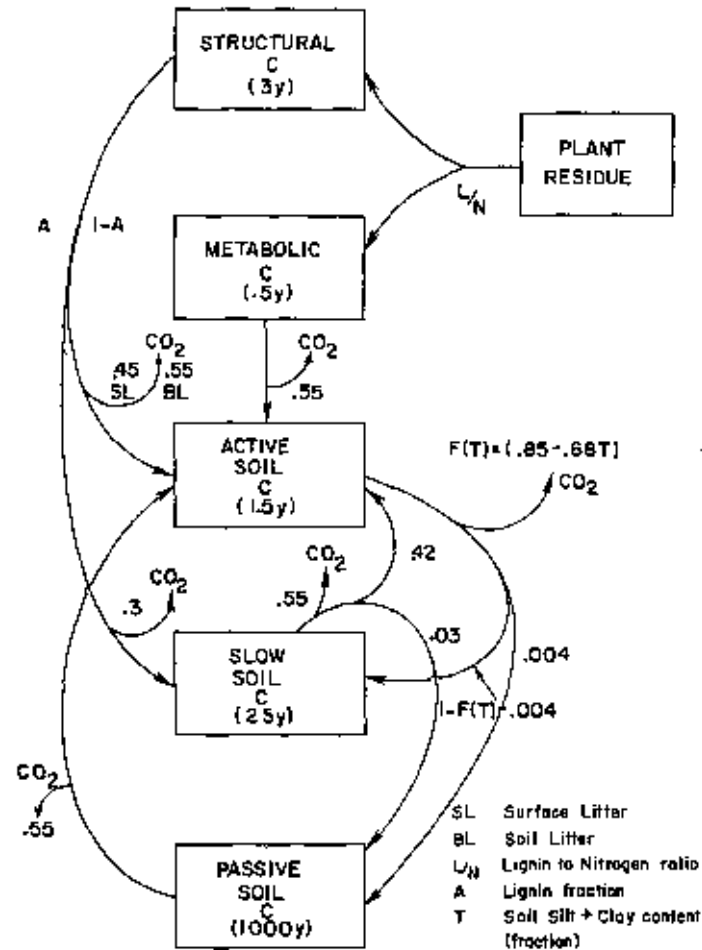


Fig. 1. Flow diagram for the C flows in the Century model.

Parton et al. (1987)



Mathematical implementation

System dynamics

Mathematical manipulations

Steady-state analytical expression



Lardy et al. (2011)

C is the vector of carbon stocks.

The system dynamics is represented as:

$$C'(t) = \rho_t A_t C_t + B_t \quad (1)$$

with:
$$C'(t) = \frac{C_{t+1} - C_t}{dt} \quad (2)$$

ρ_t represents the temperature and water stresses

A_t is the matrix of the decomposition rates

B_t is the vector of inputs

We rearrange (1) and (2) in:

$$C_{t+1} = (I + \rho_t dt A_t) C_t + B_t dt \quad (3)$$

and define:

$$D_t = (I + \rho_t dt A_t) \quad (4)$$



Some mathematical manipulations

$$C_{t+1} = (I + \rho_t dt A_t) C_t + B_t dt \quad (3)$$

$$D_t = (I + \rho_t dt A_t) \quad (4)$$

Equation (3) may thus be rewritten:

$$C_{t+1} = D_t C_t + B_t dt \quad (5)$$

By induction we have:

$$C_t = \sum_{i=t_0}^{t-1} \left(\prod_{j=i+1}^{t-1} D_j \right) B_i dt + \left(\prod_{i=t_0}^{t-1} D_i \right) C_{t_0} \quad (6)$$

We introduce the following series:

$$\begin{cases} V_{t_0} = D_{t_0} \\ V_t = D_t V_{t-1} \end{cases} \quad (7)$$

$$\text{and } \begin{cases} U_{t_0} = B_{t_0} dt \\ U_t = D_t U_{t-1} + B_t dt \end{cases} \quad (8)$$

$$V_t = D_t V_{t-1} = \prod_{i=t_0}^t D_i \quad (9)$$

$$U_t = \sum_{i=t_0}^t \left(\prod_{j=i+1}^t D_j \right) B_i dt \quad (10)$$



Steady-state analytical expression

$$C_t = \sum_{i=t_0}^{t-1} \left(\prod_{j=i+1}^{t-1} D_j \right) B_i dt + \left(\prod_{i=t_0}^{t-1} D_i \right) C_{t_0} \quad (6)$$

$$V_t = D_t V_{t-1} = \prod_{i=t_0}^t D_i \quad (9)$$

$$U_t = \sum_{i=t_0}^t \left(\prod_{j=i+1}^t D_j \right) B_i dt \quad (10)$$

Thus:

$$C_t = U_{t-1} + V_{t-1} C_{t_0} \quad (11)$$

At equilibrium:

$$C_t = C_{t_0} = C^* \quad (12)$$

$$C^* = U_{t-1} + V_{t-1} C^* \quad (13)$$

$$(I - V_{t-1}) C^* = U_{t-1} \quad (14)$$

$$C^* = (I - V_{t-1})^{-1} U_{t-1} \quad (15)$$



Initialization part

Loop part

Final inversion



constantes_var.f90

global variable `spinup_analytic` initialized to FALSE

constantes.f90::activate_sub_models

`SPINUP_ANALYTIC` KEYWORD read

stomate.f90::stomate_init

allocation of variables

IF `spinup_analytic`

stomate.f90::stomate_main

KEYWORDS read: `SPINUP_PERIOD`, `EPS_CARBON`

stomate_io.f90::readstart

Specific variables are read from the restart file:

'Global_years', 'nbp_sum', 'nbp_flux', 'ok_equilibrium',
'MatrixV', 'VectorU', 'previous_stock', 'current_stock'



At each sechiba time step

`stomate_io.f90::write_restart`

IF (last call) specific variables are written in the restart file.

`stomate_litter.f90::littercalc`

filling of MatrixA and VectorB with fluxes related to litter pools

`stomate_soilcarbon.f90::soilcarbon`

filling of MatrixA with fluxes related to soil carbon pools

$A = A + I (=D)$

At each stomate time step

`lpj_fire.f90::fire`

update of the terms of MatrixA related to above ground litter pools using firefrac

`stomate.f90::stomate_main`

nbp is accumulated.

`stomate.f90::stomate_main`

$$V_t = D_t V_{t-1}$$

$$U_t = D_t U_{t-1} + B_t dt$$

stomate.f90::stomate_main

IF EndOf Year

Increment the years counter (global_years).

IF global_years is a multiple of SPINUP_PERIOD

- $C^* = (I - V_{t-1})^{-1} U_{t-1}$ is computed using the Gauss-Jordan method (gauss_jordan_method.f90::gauss_jordan_method).
- Compute the relative error over the passive carbon pool (sum over all PFTs for each pixel, gauss_jordan_method.f90::error_L1_passive).
- For pixels where relative error < EPS_CARBON
ok_equilibrium=TRUE.
- Update all pools to new values.

• IF all pixels at equilibrium: END OF THE ANALYTICAL SPINUP

ENDIF

ENDIF



Configuration files

Expected evolution of
NBP & CARBON_PASSIVE



```
#=====
#D-- UserChoices -
DateBegin=1901-01-01
DateEnd=2240-12-31
#
# Forcing data between 1901 and 1920
CyclicBegin=1901
CyclicEnd=1920
#=====
#D-- Post -
#D- Do we rebuild parallel output, this flag determines
#D- frequency of rebuild submission
RebuildFrequency=1Y → 5Y
...
#=====
#D-- SRF - SECHIBA
[SRF]
WriteFrequency="1Y"
#=====
#D-- SRF - STOMATE
[SBG]
WriteFrequency="1Y"
```



orchidee_ol.card

[BoundaryFiles]

```
List=      (${R_BC}/OOL/${config_UserChoices_TagName}/CRU-NCEP/v5.2/cruncep_${CyclicYear}.nc,
forcing_file.nc)
```

sechiba.card

[UserChoices]

```
# VEGET_UPDATE=0Y no change in PFTmap. PFTmap should be set only in InitialStateFiles/List.
# VEGET_UPDATE=1Y change PFTmap every year in december : PFTmap should be added in
BoundaryFiles/List and removed from InitialStateFiles/List.
# This parameter is only used if IMPOSE_VEG=n.
VEGET_UPDATE=0Y
```

```
# Set LAND_COVER_CHANGE=y if VEGET_UPDATE > 0
LAND_COVER_CHANGE=n
```

```
sechiba_LEVEL=4
```

[InitialStateFiles]

```
List=      (${R_INIT}/SRF/${config_UserChoices_TagName}/routing.nc, .), \
           (${R_INIT}/SRF/${config_UserChoices_TagName}/soils_param.nc, .), \
           (${R_INIT}/SRF/${config_UserChoices_TagName}/cartepente2d_15min.nc, .), \
           (${R_INIT}/SRF/${config_UserChoices_TagName}/floodplains.nc, .), \
           (${R_BC}/SRF/${config_UserChoices_TagName}/PFTmap_1850to2012_TRENDY2.v3/trendy2lu_1860.nc,
PFTmap.nc)
```



stomate.card

[UserChoices]

stomate_LEVEL=5
SPINUP_ANALYTIC=y

[InitialStateFiles]

List= ()

[BoundaryFiles]

List= ()

ListNonDel= (\${R_BC}/SRF/\${config_UserChoices_TagName}/reftemp.nc, .)

[SmoothFiles]

List= ()

[ParametersFiles]

List= (\${SUBMIT_DIR}/PARAM/run.def, .)

[RestartFiles]

List restart that have to be saved/restored each loop (file out, saved, and in) :

List= (stomate_rest_out.nc, stomate_rest.nc, stomate_rest_in.nc)



```
# Deactivate stomate_ipcc_history.nc output file  
STOMATE_IPCC_HIST_DT=0
```

```
# ATM_CO2=287.14 : Year 1860 specified for TRENDY2 spinup  
ATM_CO2=287.14
```

```
# Deactivate fire  
FIRE_DISABLE=y
```

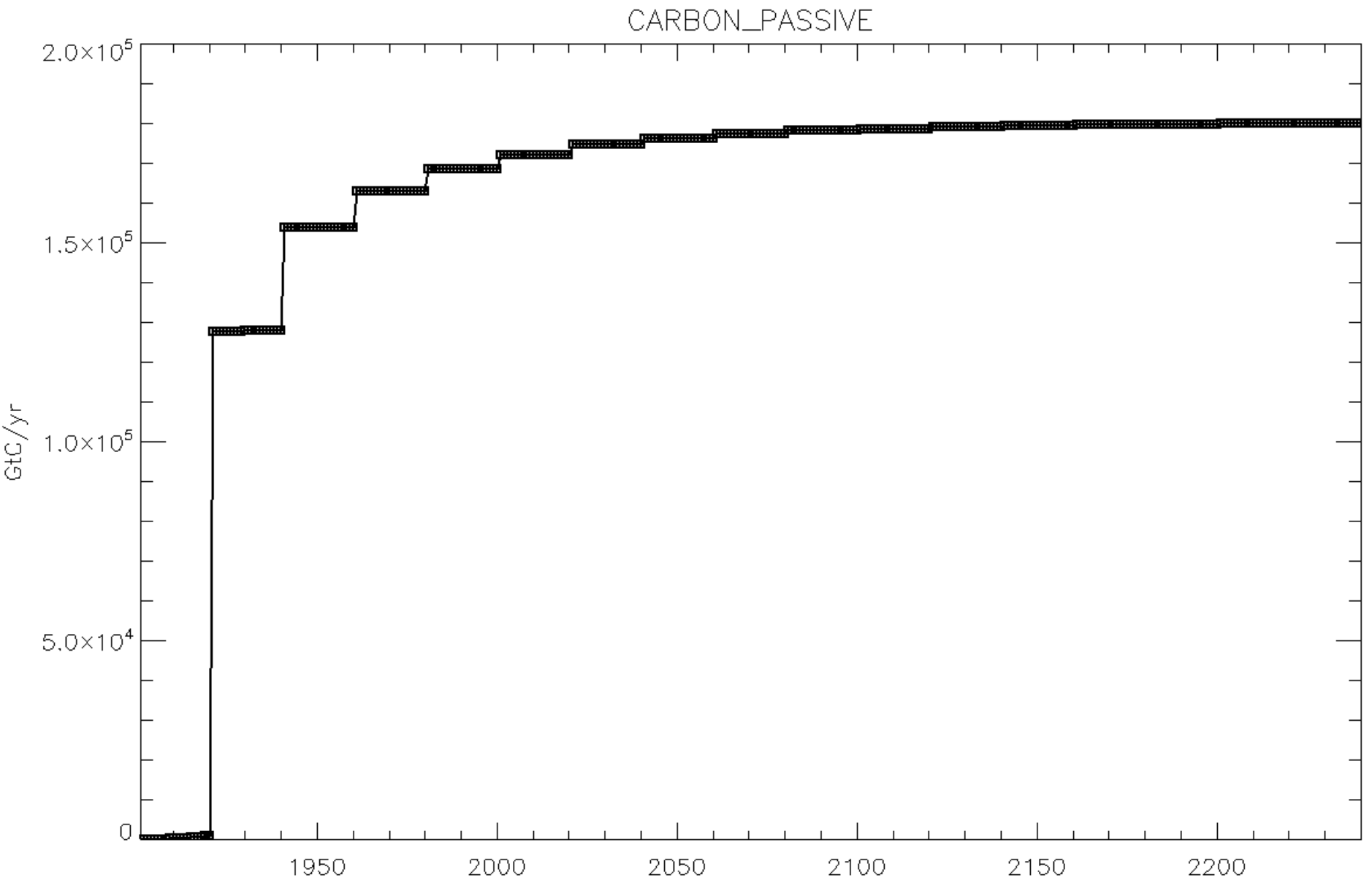
```
# Harvest model activated  
HARVEST_AGRI=y
```

```
# EPS_CARBON ([%] ) : Allowed error on carbon stock  
EPS_CARBON = 0.01
```

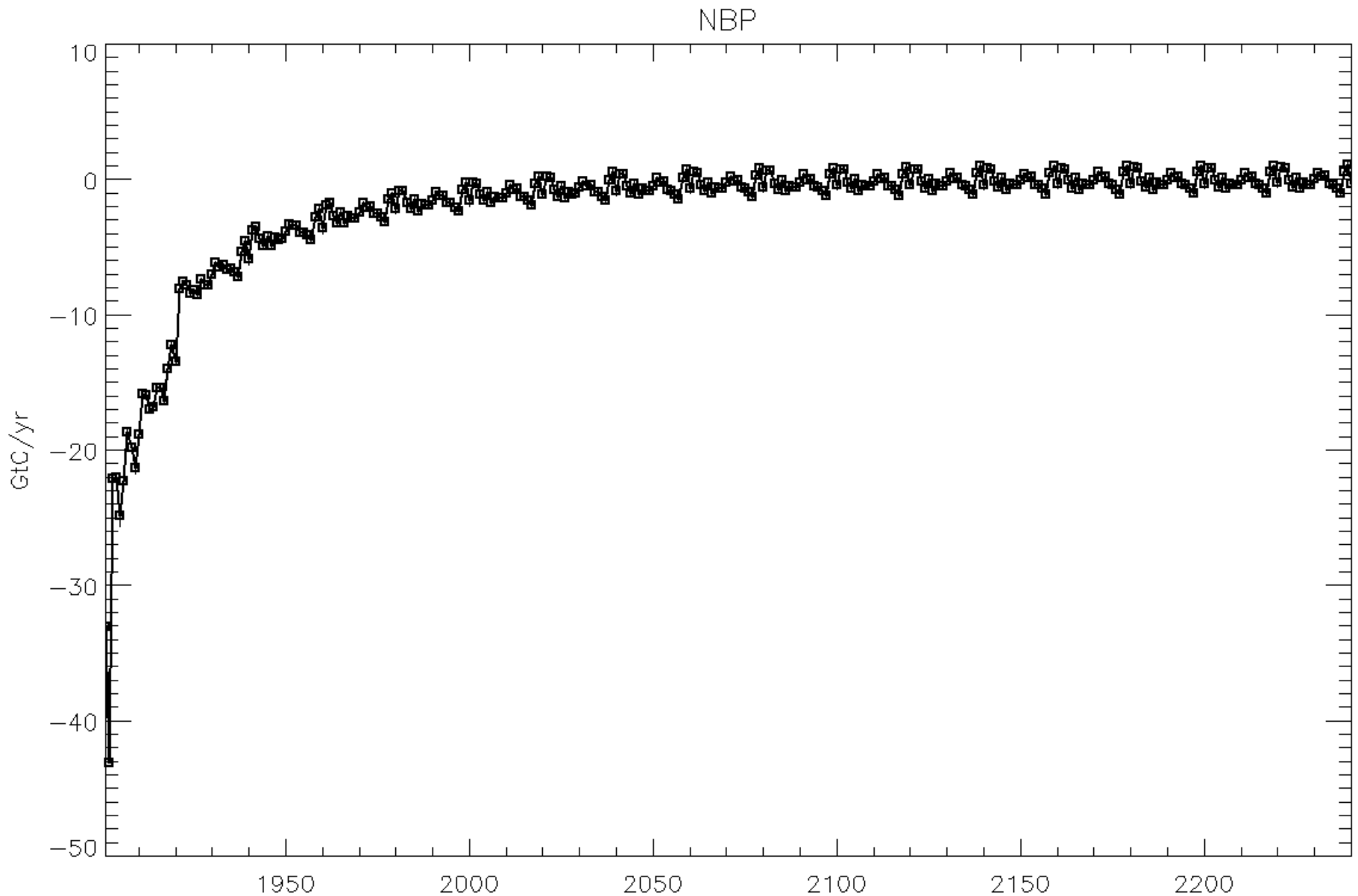
```
# SPINUP_PERIOD ([years] ) : Period to calculate equilibrium during spinup analytic
```



CARBON_PASSIVE time-series global scale



NBP time-series global scale



- Odum, E.P., 1969. The strategy of ecosystem development, *Science*, 164, 262-270.
- Parton, W.J., Schimel, D.S., Cole, C.V. and Ojima, D.S., 1987. Analysis of Factors Controlling Soil Organic-Matter Levels in Great-Plains Grasslands. *Soil Science Society of America Journal*, 51:1173-1179.
- Thornton, P.E. and Rosenbloom, N.A., 2005. Ecosystem model spin-up: Estimating steady state conditions in a coupled terrestrial carbon and nitrogen cycle model. *Ecological Modelling*, 189:25-48.
- Lardy, R., Bellocchi, G. and Soussana, J.F., 2011. A new method to determine soil organic carbon equilibrium. *Environmental Modelling & Software*, 26:1759-1763.
- Luo, Y.Q. and Weng, E.S., 2011. Dynamic disequilibrium of the terrestrial carbon cycle under global change. *Trends in Ecology & Evolution*, 26:96-104.
- Xia, J.Y., Luo, Y.Q., Wang, Y.P., Weng, E.S. and Hararuk, O., 2012. A semi-analytical solution to accelerate spin-up of a coupled carbon and nitrogen land model to steady state. *Geoscientific Model Development*, 5:1259-1271.

Work of D. Solyga: <http://forge.ipsl.jussieu.fr/orchidee/wiki/Branches/AccelerationSpinup>

